

The Refugee Doll Project






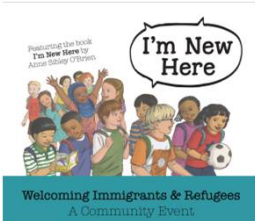
Jeanne Trabulsi

www.refugeedolls.org

The Refugee Doll Project: Objectives

- To foster awareness and **appreciation of refugees** for children in schools, libraries, churches and civic groups.
- To include **dolls** from the Islamic World, Africa, and Central America, in addition to **books, lesson plans, and service projects**
- To teach empathy by helping children internalize concepts of “**being new**”, “**being different**”, and “**how-to-be-welcoming.**”

The Refugee Doll Project: Gist

1. Buy a doll.	
2. Reclothe a doll.	
3. Read a book.	
4. Teach a lesson.	

The Refugee Doll Project: Dolls

1. Buy a doll. (18-inch)

- Michael's \$25/Springfield Collection
- Walmart \$28/My Life Dolls
- Target \$35/Our Generation Dolls
- Toys R Us \$40/Journey Dolls
- American Girl \$115
- Thrift stores
- Social Media

The Refugee Project: Clothing

2. Reclothe a doll.

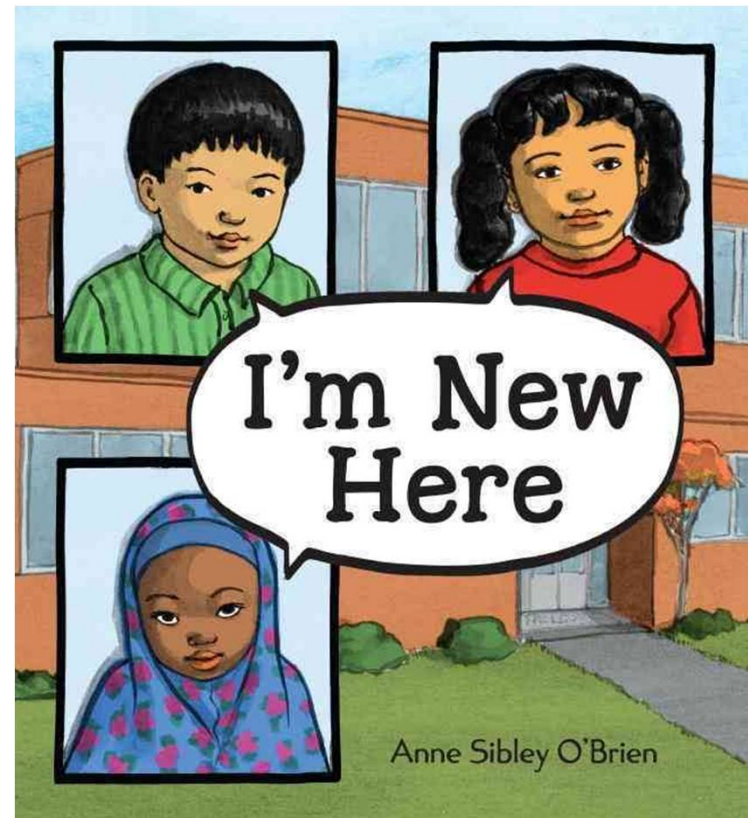
- Clothing Concepts
 - Commercial clothing vs. handmade
 - Modest clothing vs. immodest
- Sewing Patterns
 - refugeedolls.org/clothing.html
 - pixiefaire.com
 - www.homesew.com
- Sewing Resources
 - PTA groups
 - Refugee sewing groups
 - Dar Al Hijrah sewing group
 - Catholic Charities/Fredericksburg Sewing Group/Love2Sew
 - Friends/Riverdale Sewing Group
 - Rosalie Croft, Seamstress (grammierose@rogers.com)

The Refugee Doll Project: Books

3. Read a book.

– *I'm New Here*
by Anne Sibley O'Brien

Assimilation of three refugee students (Korean boy, Guatemalan girl, Somali girl) in a supportive school community.



The Refugee Doll Project: Book Resource

- I'm Your Neighbor Project
 - Promotes use of children's literature featuring "new arrival" communities
 - Recommended list of books
 - Country, groups, theme and age
 - (www.imyourneighborbooks.org)

The Refugee Doll Project: Lesson

4. Teach a lesson.

- *Welcoming Immigrants & Refugees: A Classroom or Community Event Kit*
 - 17 pages
 - Graphic organizers and worksheets
 - Lesson delivery, application, sharing



- Video [youtube.com/watch?v=sziomv9rp5k](https://www.youtube.com/watch?v=sziomv9rp5k)

The Refugee Doll Project: How-to-be-Welcoming

- Read book.
- Ask questions/Generate list:
 - How were the characters welcomed?
 - Who remembers a time when you were welcomed? How did you feel?
 - What if you have a new classmate, how would you welcome him or her?

The Refugee Doll Project: Student Response






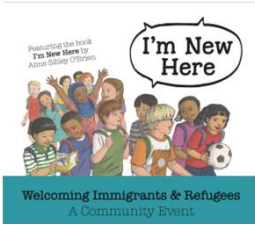
The Refugee Doll Project: Other Lessons

- Welcoming America: An Instructor's Toolkit for Building Bridges Across Communities
- welcomingweek.org
- Amnesty International
amnesty.org.uk/education
- Red Cross UK
redcross.org.uk/What-we-do/Teaching-resources
- Teaching Tolerance
tolerance.org/activities

The Refugee Doll Project: Events

- Parent read-aloud in classroom
- Sunday school
- Brownies/Girl Scouts
- Library Night
- Fundraisers

The Refugee Doll Project: Summary

<p>1. Buy a doll.</p>	
<p>2. Reclothe a doll.</p>	
<p>3. Read a book.</p>	
<p>4. Teach a lesson.</p>	

Refugee Doll Project: How to Participate

- **Advocate/Promote** RDP to local groups.
- **Donate** 18” dolls and fabric.
- **Donate** money.
 - Draft checks to Catholic Charities/MRS.
On memo line, write “Refugee Project.”
- **Introduce** Refugee Doll Project in venues.
 - Pick up kits (doll, book, lesson plan) at Catholic Charities, 80 N. Glebe, Arlington, VA 22203.
(Monday-Friday/9-5:00 p.m. Tel. 703-841-3879)
 - Email Jeanne Trabulsi at refugeedolls@msn.com.